



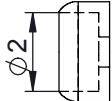


Nr:	Σ	Element:	
9	x3	ISO 7380 M6x25	
10	x3	DIN 9021 M6	
22	x3	DIN 125 M6	
18	x3	DIN 985 M6	
16	x3	K1_d21_B	
17	x3	Z1_d21_B	